

A modern office interior featuring a wide staircase with light-colored wooden steps and dark metal railings. The ceiling is a textured, perforated metal with three large, circular recessed lights. The walls are a light, neutral color. In the background, a large window looks out onto a green landscape, and a display board with various papers is visible on the right side of the frame.

Office Lighting


LUXIONA

EN

Index

2	Personalised solutions and European design
7	Lighting Consulting
9	Sustainable solutions. Innovative technology
11	Your ideas. Our experience
12	Customise and go beyond the standards
28	Smart lighting
32	Lighting solutions for every space
34	Entrances and presentable areas
40	Corridors and stairways
44	Conference rooms. Open space / coworking
48	Classic office rooms
52	Chill areas and meeting points
56	Complementary spaces
58	Outdoor lighting
62	Product overview
68	Selection of luminaries
72	LUXIONA worldwide
72	Contact

LUXIONA

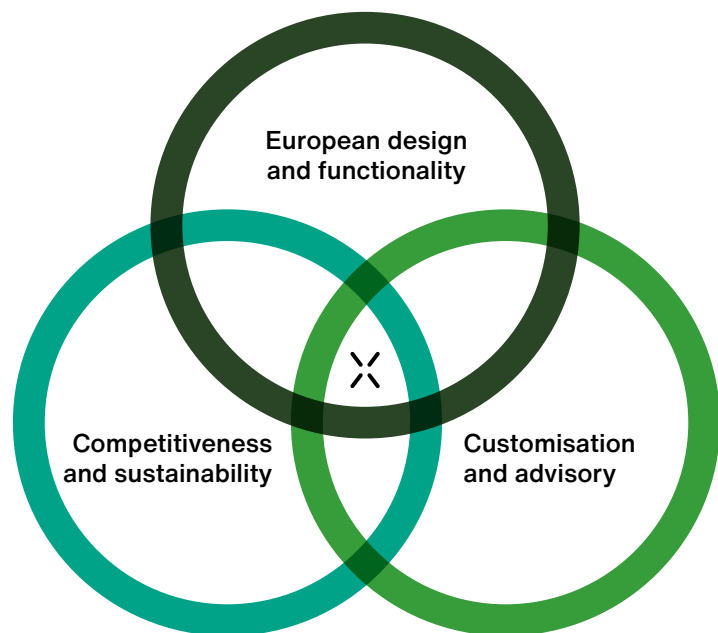
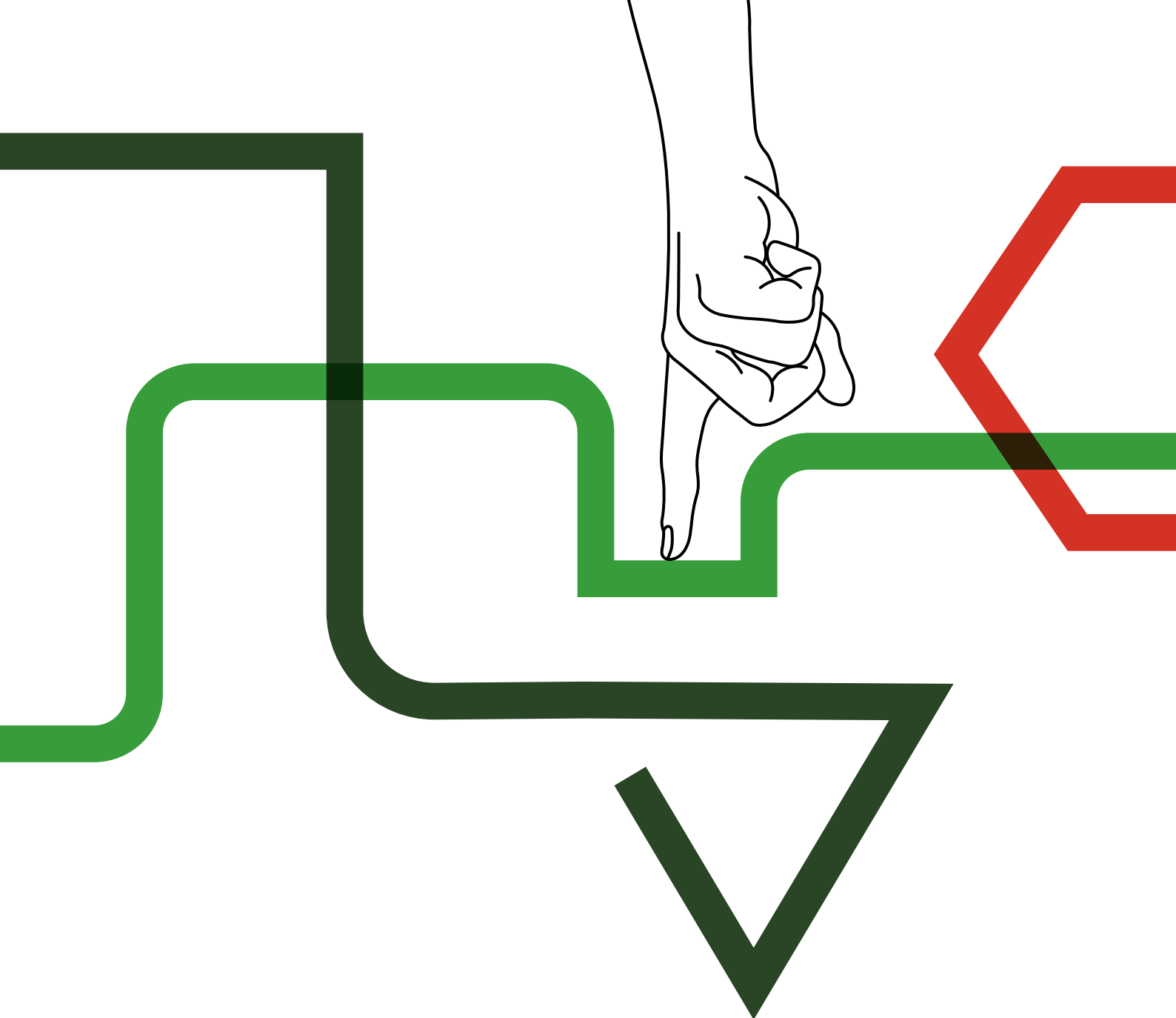


Personalised solutions and European design

**Created in Barcelona, Spain, and developed in Poland,
our products combine European design with high
quality and efficiency.**

Our values define us. At the very center of our work is our passion for lighting and functional design. The highest performance aligned with aesthetics and simplicity of installment and maintenance makes it a perfect solution for any

space. Architectural design is fully integrated into any space and thanks to a variety of customisable options it is possible to adjust our products to the needs of a specific project. Simpler than ever.





Basilica de la Sagrada Família, Barcelona. Spain (Design Antonio Gaudí)

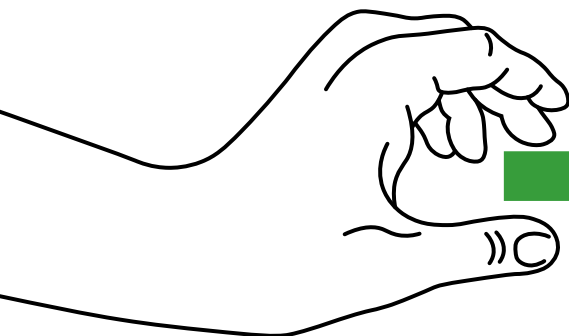
Designed in Barcelona

Since the birth of our company in Barcelona in 1929, the value of design has been part of Luxiona's soul. Since the invention of the first electrified rail system inspired by the trolleybuses on the streets of Barcelona, the source of inspiration for our products is based on this city that exudes design, art and avant-garde. We have a global presence with offices in Spain, France, Italy,

Germany and Poland, but it is here in Barcelona where the research and product development team is located to keep the initial spirit alive in each of our luminaires, always with the highest level of sustainable technologies. The result is lighting solutions that offer a comfortable visual experience, positively influencing people's well-being and at the same time respecting the environment.



DESIGN PLUS






Luxiona Poland Factory, Jacentow. Poland

Our factory in Poland

By combining design in Barcelona with production in Europe, Luxiona provides customers with competitive, flexible and timely solutions. The production plant and logistics centre located in Poland allows us to be independent and offer fast turnaround times, as well as better communication and advice. Our infrastructure and technical equipment are constantly updated to offer continuous improvement of production.

Thanks to our on-site clean room, we can also manufacture and disinfect luminaires and thus fully control the production process, while maintaining the necessary standards to certify our luminaires for installations requiring a high degree of cleanliness atmosphere, including ISO 14644-1 certification for clean rooms.

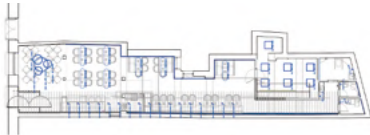
As a result, our product range covers different sectors: architectural, office, industrial, sports, retail, clean rooms, medical and hospital facilities, as well as for the pharmaceutical, chemical, food and electronics industries.





Lighting Consulting

We can accompany you in the development of your lighting projects by putting at your disposal our team of experts in Lighting Design and projects. We provide personalised advice and a complete follow-up of the project's needs until its implementation, offering a global and integral vision at every stage.



Stage 1

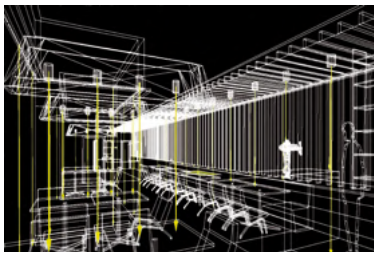
Customer and project requirements

Stage 1: Plan with proposed distribution of luminaires.

Detailed plans with sections, cuts, ceiling typology and furniture.

Functions, branding, ambience, experience, sensations, levels and creation of environments.

BIM methodology.



Stage 2

Lighting consulting, conceptualisation and project development. Analysis and review of plans and needs


Stage 2: Initial sketch of the lighting study.

Plans with proposed location of luminaires.

Lighting study and calculation (3D modelling).

Carrying out lighting calculations to adjust and validate the proposal and the lighting levels, sensations, consumption control and efficiency.

Development of special projects and products.



Stage 3

Presentation and delivery of the project

Stage 3: Lighting levels represented in false colours.

Luminaire location plan (PDF and CAD).

Technical data sheets of the applied products.

Control and Smart Lighting services: Creation of groups and scenes, location of sensors, sketches and electrical diagrams, configuration, etc.



Stage 4

Technical support and customer service

Stage 4: Lighting simulation result of the final project.

Follow-up of work and supervision of the installation and configurations.

Incident management.

Maintenance and repairs.

Programming and commissioning of regulation and control systems.



Sustainable solutions Innovative technology

Sustainability is at the very core of our values. By working together we strive to develop projects that have a positive impact on the environment and promote a more sustainable lighting industry. We are able to achieve this by putting the control of the lighting in the hands of the user by using intelligent switching control systems and by providing users with efficient, and sustainable solutions.

One of them are LED sources used in Luxiona luminaires, characterized by a long lifespan of 100,000 h and the LxBy parameter at the L80B10 level. This means that after 100,000 hours of use, the LED sources will retain 80% of their initial luminous flux, and only 10% of the LEDs will have less than 80% of their initial luminous flux. This means that we can enjoy their quality longer.

Innovations and functionality have always been and will remain an important factor in the development of new lighting solutions, services, and the application of new technologies. The know-how accumulated after almost half a century of experience and the combination of design and engineering allows us to stay one step ahead. Together with our R+D+i department, in constant search for new lighting solutions, we are able to use the latest generation of materials and production processes. Looking to the future combined with our experience allow us to shape the lighting of the future and expand our innovative product portfolio.



Certification programmes for green buildings





State Music School, Jastrzebie-Zdroj, Poland



State Music School, Jastrzebie-Zdroj, Poland

Your ideas. Our experience

For more than 90 years we have been responding to the lighting challenges of our clients by providing them with functional and tailor-made solutions. We design, manufacture, and implement lighting projects. Creating a partnership relationships with our clients and supporting them in every, even the most challenging projects is at the heart of our work.

With worldwide presence, we provide integrated and personalised solutions in terms of design, production and consultancy. This allows us to help create spaces that correspond to the latest trends in architecture. Because light is our passion.



Customise and go beyond the standards

**We leave nothing to chance.
By listening, understanding,
and combining our
knowledge and experience
we make the most
of available possibilities.
By anticipating the needs
of architects, lighting
designers, interior designers,
and engineers we create
lighting solutions that
respond to their needs.**



Light

Colour temperature

From warm to cool, reproduces the sunlight tone during the day. Customised to create different atmospheres.

Colour rendering

Artificial light property to reproduce the real colours of an object. Key when product appearance is a must.

Lumen

Amount of visual light emitted.

Diffuser

Part of the luminaire with light and mechanical properties. A wide choice to control the emission and protect the fitting.

Optic

The way the light is directed. Managing reflections and refractions to have most of light where is needed.

Emission

Optimising light output not only to achieve best performance but also comfort and wellness. Direct, undirect and Up&Down.

Gear

Control

On/off, dim light on request.

Endurance

Adapt lifespan to project needs even in hard conditions.

Emergency

Safety by lighting even when there is no electrical supply.

Sensors

Interaction in realtime between lighting and application environment.

Body

Size

Dimension adjusted to specific project.

Material


Iron, aluminium, SS, PC
Protection: IP, IK.

Finishing

Anodising, painting - with non-standard colours available in our offer, it's possible to choose any colour from the RAL palette, so it perfectly complements the character of the designed space.

Installation



Surface, recessed, suspended - it is also possible to adapt the design of the luminaires to various types of suspended ceilings used on the market, including ceilings with different module sizes.



Customised light

Matching the LED light sources to the requirements of the project or investor can require luminaires equipped with non-standard light sources, for example with a very warm colour of 2700 K, or with Tunable White light sources.

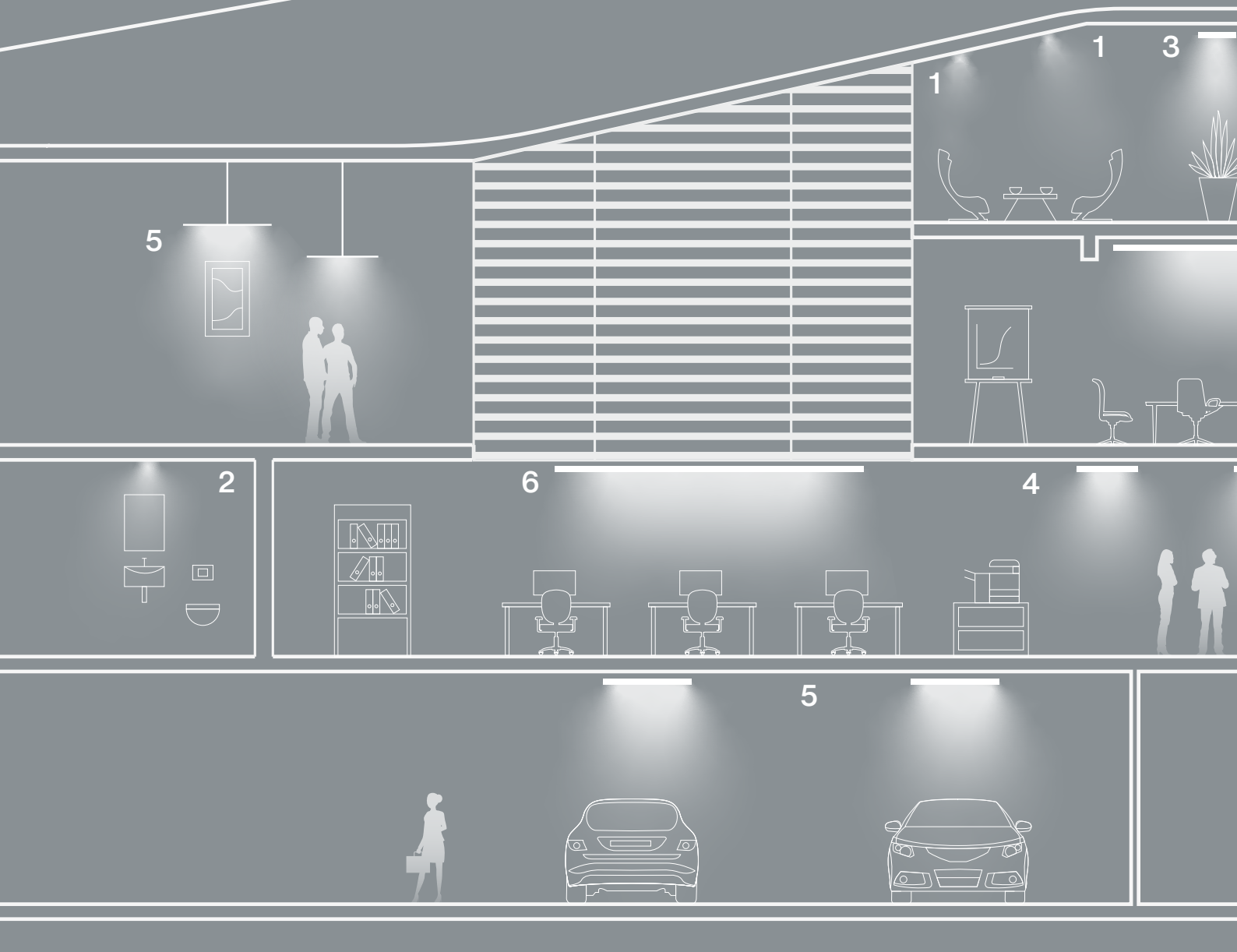
Tunable White sources provide wide range of colour temperatures, usually from 2700 to 6500 K. Tunable white is able to imitate the outdoor natural light but also to create artificial atmospheres that invites to calm or boost activity if needed.

X-Line Slight N

Adjust the luminaire's luminous flux to achieve the ideal light intensity and its uniformity. Select the luminaire with the appropriate light distribution to easily meet the required lighting standards.

Correct beam angle will help achieve the appropriate level of average illuminance and its uniformity by using luminaires with lower energy consumption. The right optical control provides comfort for optimal working spaces. This means savings for the investor when purchasing

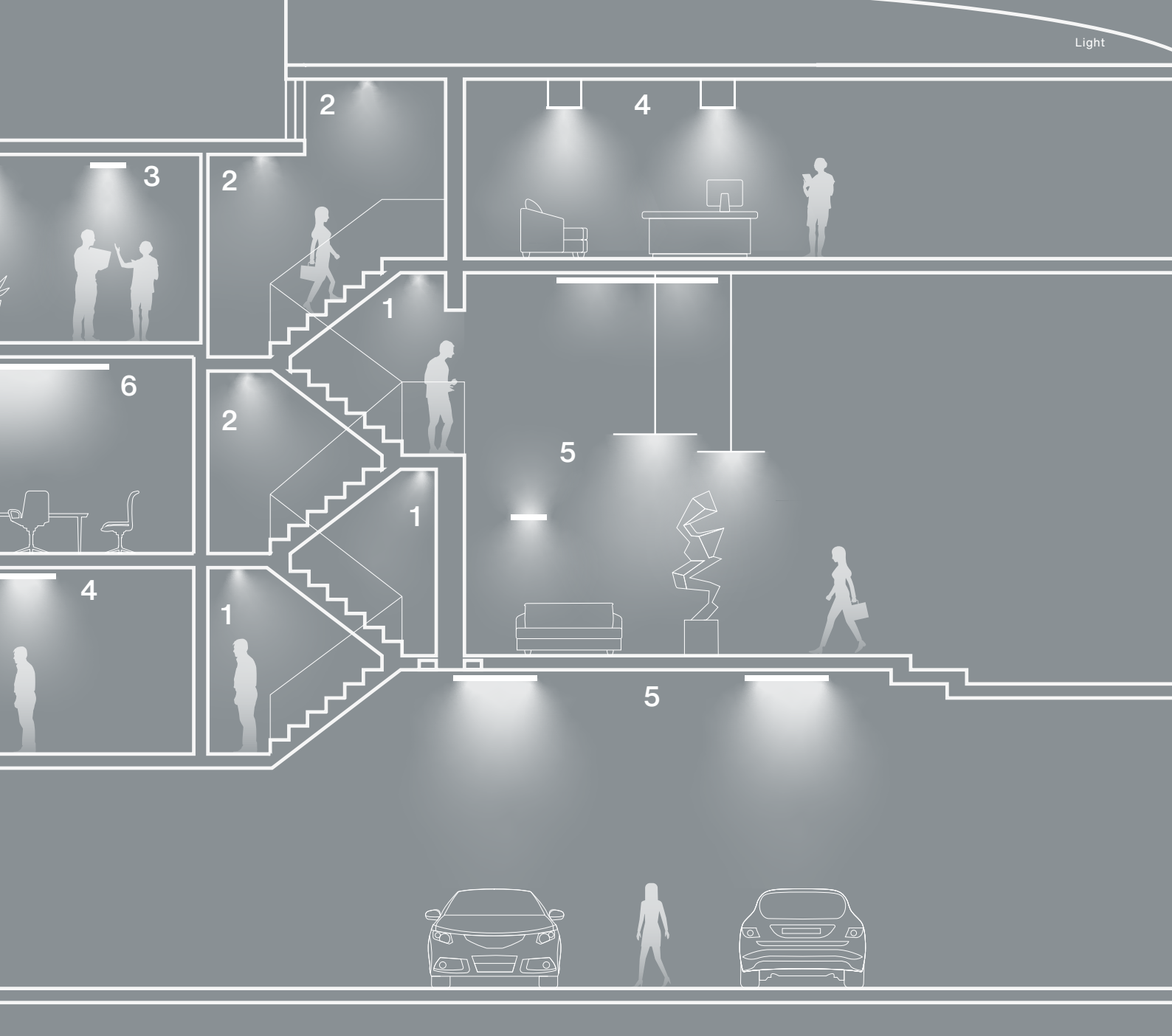
luminaires as well as lowering the cost of operating the lighting. Correct optical system allows reducing glare, to meet the standard in offices (UGR <19). To achieve this, choose a product with Micro-PRM or a luminaire with an anti-glare louver.



Solutions tailored to any space

The full availability of product families with customisable optical systems enables a wide variety of light distribution and helps to comply with lighting standards and investor requirements. We are aware that in some projects standard solutions will not be enough that's why we are open to create new personalised solutions. Our experience helps us do it regardless of how challenging the project may seem.

Luxiona luminaires offer contains a variety of customisable options that are perfect for lighting any space in modern offices. Choosing aesthetic and functional lighting was never that simple and creative. Starting from classic office rooms, open spaces, through conference rooms, chill-out zones, corridors and staircases to sanitary rooms or underground garages - there are endless possibilities to create and personalise.



1 superspot



2 medium



3 flood



4 wideflood



5 superflood



6 diffuse flood



1. PLX - opal diffuser made of PMMA (polymethyl methacrylate). A smooth structure provides diffused light distribution and is often used in basic lighting fixtures.

2. Micro-PRM - opal diffuser made of PMMA (polymethyl methacrylate). A microprismatic structure provides a narrower distribution with more focused light. Luminaires equipped with such a diffuser are characterised by a lower glare, which makes them perfect for office lighting.


3. Tempered glass and matt tempered glass - most often used in clean luminaires. It increases the mechanical resistance of the luminaire and can be used alone (matt tempered glass) or in combination with Micro-PRM (tempered glass).

4. Laminated glass and matt laminated glass - made of two layers of glass secured with the foil between them, often used in the production of food.

5. PC (polycarbonate) - characterised by high mechanical resistance of the luminaire (IK10) and resistant to high temperatures.

6. LOW UGR louvers - characterised by lower glare factor, which makes them perfect for office lighting.


7. Transparent glass - protects the light sources and increases the degree of tightness of the luminaire. It does not affect the light distribution in such a significant way as matt glass does.



A variety of options



It is possible to personalise the product by choosing between different variations of diffusers and optical systems. Optics systems based on lenses - guarantee many different light distributions.

X-Line Slight **N**


4. Laminated glass
and matt laminated glass



1. PLX



5. PC (polycarbonate)



2. Micro-PRM



6. LOW UGR louvers



3. Tempered glass
and matt tempered glass



7. Transparent glass





Customised gear

Smart lighting opens up a new range of possibilities for designers. It enhances comfort, adds drama and introduces flexibility by giving users the power to create the lighting conditions they need. By tuning the tone and brightness of light at different time of day it's easier to keep everyone focused and alert. Lighting system can change for every time of the day, or follow the sunrise and sunset on each day. The luminaires can be also equipped with an emergency module that provides the luminaire with the possibility of emergency operation.

Casambi

Casambi is a smart lighting system, that allows a mobile device to communicate directly with a luminaire and luminaires to communicate with each other. It uses a low-power radio communication technology that's built into every modern smartphone, laptop, and tablet. Which makes them ideal tools for controlling lighting, colour, or setting up scenes. It helps bring flexibility and personalisation to designs. By using sensors built into fittings it's also possible to respond to different circumstances and share the data in the cloud.

DALI

DALI is a protocol that enables efficient communication. It works between individual luminaires or groups of luminaires and a control system. It integrates and communicates with other system components such as motion detectors and light sensors, allowing for quick and easy reconfiguration. By use of intelligent LED lighting control, it's possible to save costs associated with lighting, by reducing light intensity in certain working areas which are not currently used or have sufficient daylight.

CASAMBI



 Bluetooth™



CLO ready

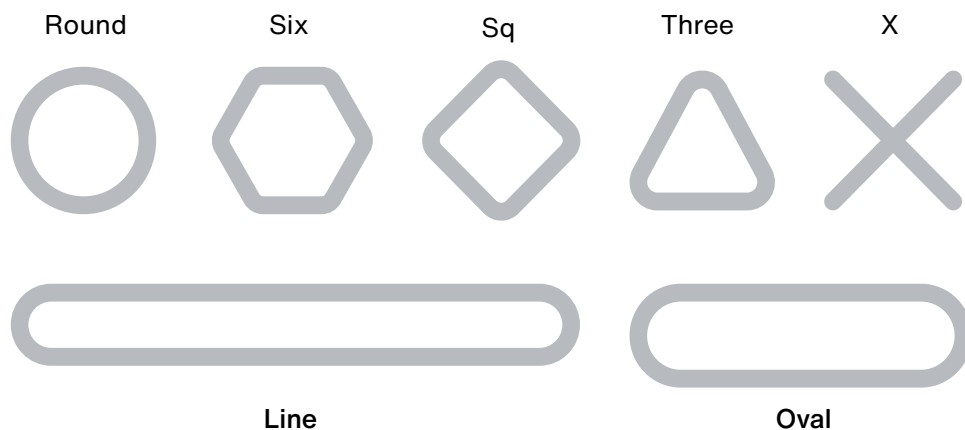




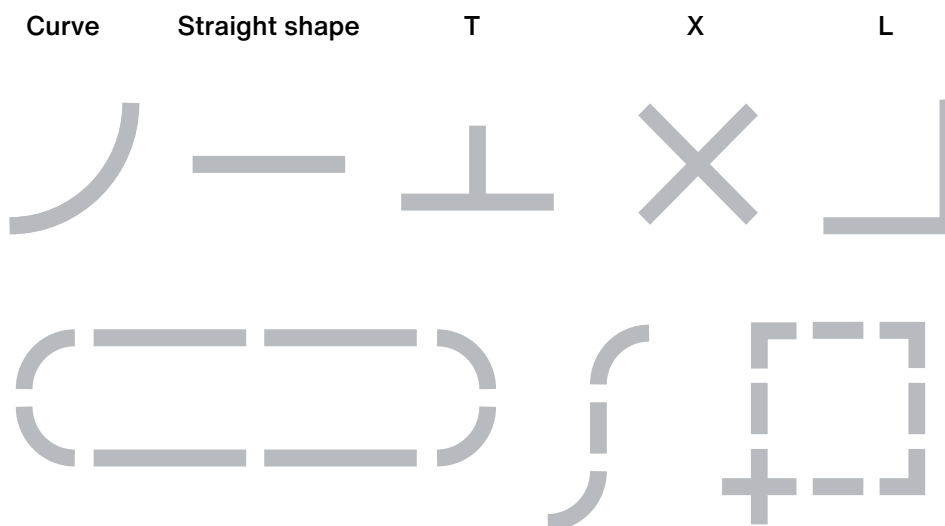
Utopicus flexible office, Madrid. Spain



Artshape




Mosaic



Customised Body

Variety of shapes

Thanks to the offer of luminaires with diverse shapes, you can mix and match them into unique combinations, as in the case of the Mosaic family. By choosing architectural luminaires from the Artshape family it's possible to emphasise the character of the space thanks to various shapes. Luminaires in standard versions are available in three sizes, seven different geometric shapes and also in Edge and Full versions.





Modularity

Modular system, that combines light engines, optics, frames, shutters, etc. Giving endless combinations.

The system is complemented by different frames that allow the personalization of the space:

1. Basic series, in square and circular format with customisable secondary reflector, made of plastic material.

2. Soft series, in square or circular format, both fixed and adjustable. Made of aluminum and steel. This series has a trimless circular version.

3. Pinhole series, made of aluminum, the installation frame is complemented with different accessories to generate different light effects.


1. Basic



2. Soft



3. Pinhole





Colours speak louder than words


With a variety of colours available in our offer designers gain real freedom in bringing to life their perfect projects.

The possibility of painting some of our luminaires according to the RAL palette is another step toward limitless creativity. While the white luminaire can be easily integrated with the ceiling or walls, sometimes it's necessary to create a visual diversity between them. The vivid colour of a luminaire can become an eye-catching highlight or an integral part of any space.

Customisable dimensions

The products from our offer can be personalised in terms of length, width or diameter, giving you limitless possibilities and allowing you to match the product perfectly to the space.

Artshape Oval



Smart lighting



Aesthetic

Lighting adjustment depending on the desired setting, either by modifying light levels or selecting different shades of light.



Scenographic

The new control systems allow the generation of personalised scenes for each user.



Emotional

Changes in the hue of light provoke relaxation or stimulation reactions in living beings and in people's spirits.



Comfort

Visual comfort and an optimal user experience in every space.



Big Data

Connected lighting allows us to use technology (IoT) to collect, manage and analyze information: Space utility, Temperature and humidity data, pressure, noise, light levels, air composition, Traceability of space.



Security and maintenance

Integration of emergency lamps with general lighting in a single system, of: Monitoring and testing of lighting in real time. Simplify management and save installation costs.



Scalability

The new elements of connected lighting have plug & play technology, which allows you to expand the network without having to reconfigure it again.



Energy efficiency

Sustainability in energy saving as a most important parameter in the design of our architectural environments.



Connectivity

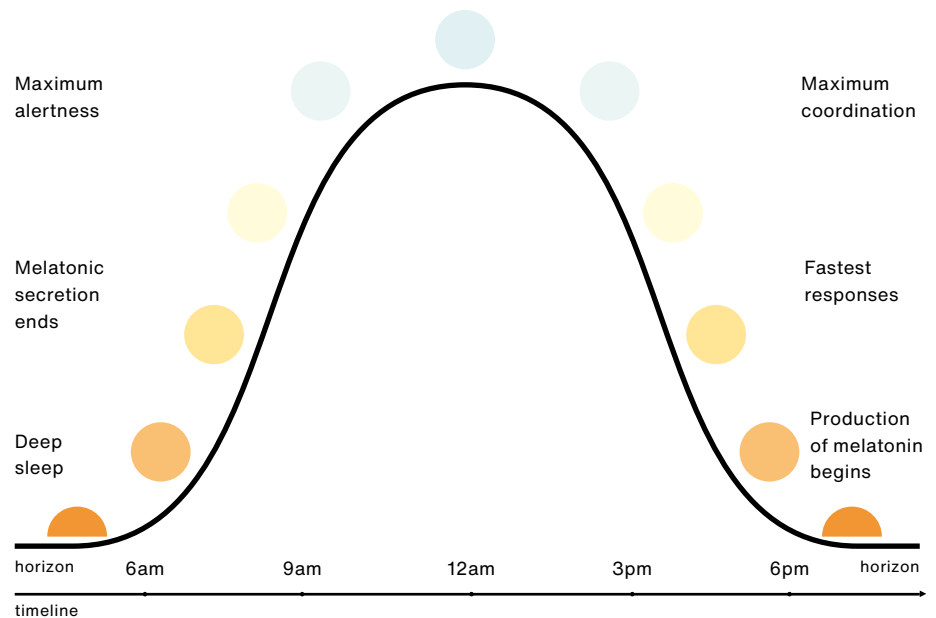
Through the use of wireless systems for the wireless operation of many elements, simplifying the complexity of the system installation. In addition, Smart Lighting systems can be managed and controlled centrally



Flexibility

It allows adjusting the lighting of the place according to the needs required by the activity carried out, the contribution of natural light and the presence of activity through the use of light level and presence sensors.





Human Centric Lighting

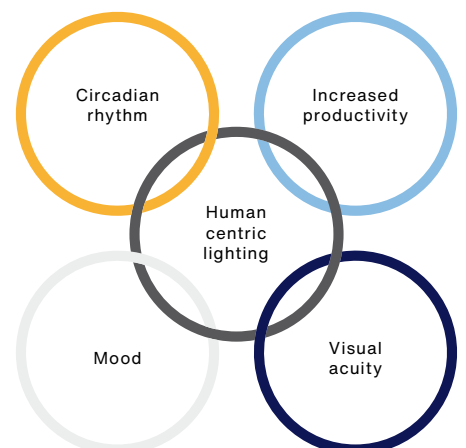
Powerful tool for helping us stay focused and motivated during our work hours.

Our life cycles are closely linked to the cycles of natural light and darkness. However, we currently spend most of our time indoors, often being subjected to artificial lighting, which alters our natural biorhythms, and therefore our states of alertness and rest. To help us regain this balance we align four dimensions of light: direction, colour, intensity, and time of exposure to create lighting that supports people's well-being throughout the whole day of work.

Human Centric Lighting (HCL) allows us the purposeful, long-term light's impact on our activities and needs. It includes the biological, visual, and emotional impact of natural and artificial light on our organisms. The HCL approach focuses on supporting the body's circadian rhythm, a process that lasts approximately 24 hours. An effective lighting solution taking into consideration the HCL approach uses the colour and the brightness of the light to imitate the changes natural light undergoes throughout the day. It allows us to define levels of visual comfort and

create the correct relationship between lighting levels and colour temperature better suited to our activities, with the help of technologies such as Tunable White.

The effect is calming and relaxing in the evening and stimulating during the day. Rising the levels of melatonin introduces us to a state of relaxation and helps us improve our rest and sleep patterns. Through the suppression of melatonin, we help increase activation and alertness.





Dawidczyk & Partnerzy, Warsaw, Poland

Lighting your office together with LUXIONA

Providing adequate lighting in the workplace helps to maintain the required light levels and meets all the needs of employees including safety, visual comfort, and visual performance.

A lighting solution appropriately selected depending on the needs, with the right colour temperature, intensity, and uniform illumination of the surface favours the symbiosis between the architectural space and its function and the needs of users. It provides the appropriate aesthetic impressions, affects the well-being and physical and mental comfort, which is so important in the workplace.

Our knowledge and experience allow us to adapt our products to the needs of any space. To create ideal lighting conditions and a unique and friendly atmosphere in the workplace. Office lighting should combine natural sunlight and artificial light. Choosing the right products is not only a matter of adjusting the intensity of light but also obtaining the right quality of light to meet the needs of users. Working in front of a computer is a strain on the eyes. Proper illumination of the environment will minimize contrast, which if too high can cause discomfort while working.

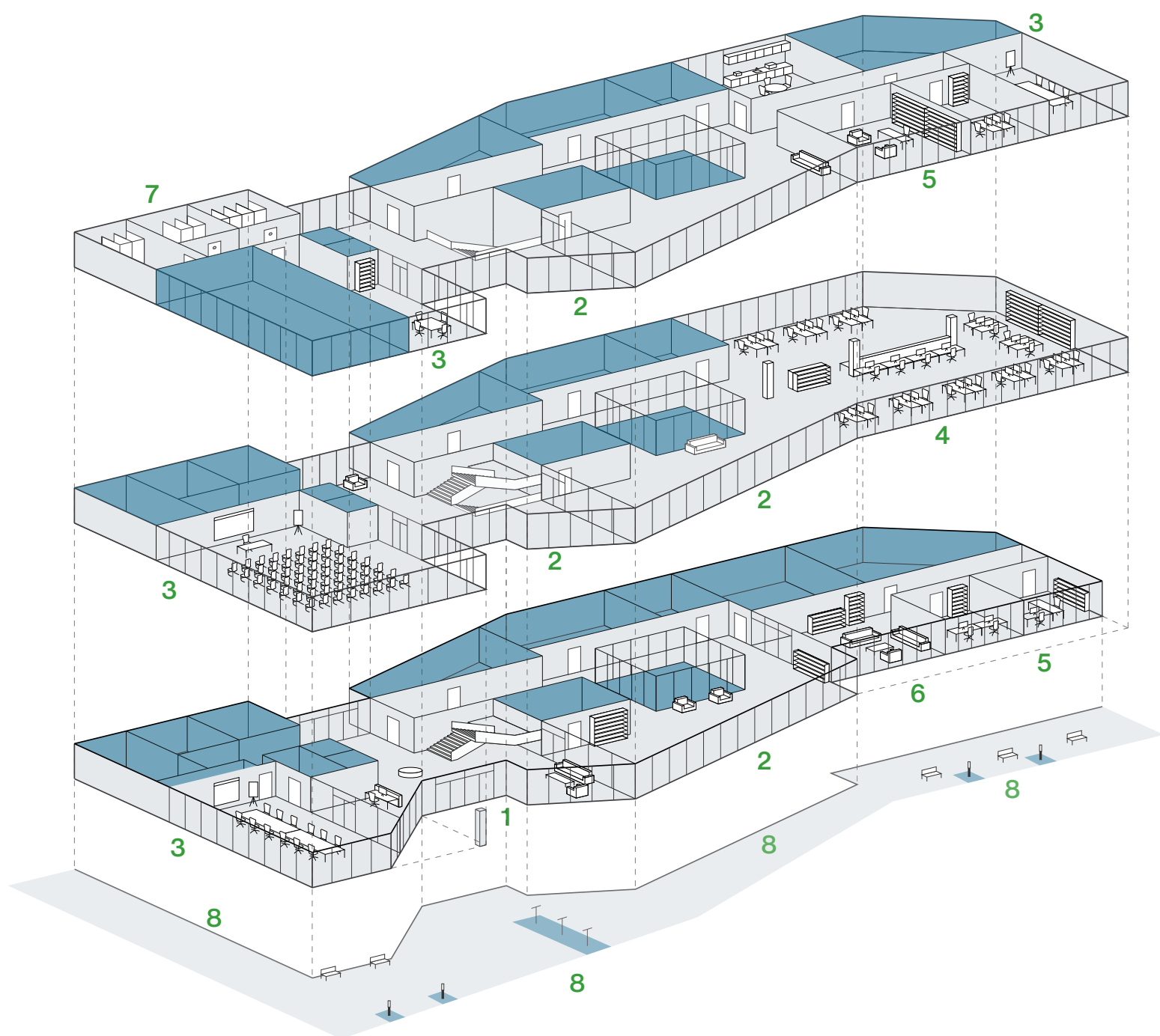
Visual comfort

Our luminaires reflect perfectly the chosen space, complement its character and provide an optimal user experience. Well adapted lighting solution blends into the interior design, subtly enhancing the spaces' character and creating organic and inviting atmosphere.


Wellbeing & Productivity

Lighting affects our energy levels and contributes to physical and emotional well-being. Adequate lighting reduces the feeling of sleepiness in the first hours of work. By restoring the natural biorhythm in the workplace, it's possible to affect our productivity and creativity. Flexible light enhances motivation and improves the quality of work and time spent at the office.

Lighting solutions for every space




1 Entrance and presentable areas




2 Corridors and stairways



3 Conference rooms




4 Open space and coworking area




5 Classic office rooms




6 Chill areas and meeting points



7 Complementary spaces



8 Outdoor lighting





Entrances and presentable areas

Corridors and stairways

Conference rooms

Open space and coworking area

Classic office rooms

Chill areas and meeting points

Complementary spaces

Outdoor lighting



Artshape Three

Best way to evade boredom. Luminaire combines modern design and functionality with atmospheric character. It allows creating a variety of unconventional accents thanks to the availability of Full and Edge versions.



Artshape Six

Unconventional shape combined with modernistic character. This architectural luminaire from Artshape family perfectly fits in modern and creative spaces giving them an additional boost.



Artshape Sq

A timeless design that provides creative lighting effects with the use of a simple geometrical square shape. With the possibility of painting according to RAL palette, it takes on diverse tasks in various spaces.



Snake V

Versatile lighting with a surprising twist. Luminaire combines comfortable lighting with creative appearance. It's aluminium profile and special connectors allow to join and arrange the system freely.



Flying Surface

A visionary eye-catcher. An extraordinary proposal that arose from French designer **Jean Nouvel** and Troll's alliance. A light surface gives the feeling of floating around in space and provides highly even and balanced lighting.



Entrances and presentable areas

Corridors and stairways

Conference rooms

Open space and coworking area

Classic office rooms

Chill areas and meeting points

Complementary spaces

Outdoor lighting




Luxcan Pro* N

A new product for many different applications. Various optics, based on lenses, provide a wide range of possibilities, from the narrow beam, through the indirect beam, to the wide beam. The product is available in several colours, with the possibility of ordering a non-standard version.



Luxcan C

Combines the most advanced LED light sources with a variety of optics, which allows it to be used as an accent lighting in places that require distinction. Placing the power supply in the adapter allows for a smaller size of the luminaire.



Luxcan Mini

Small but strong. A classic luminaire with an optical system providing a perfect beam of light. Its power supply remains hidden by the rail, which decreases the luminaire's size, implementing the concept of a "Vision Free System".



Luxcan R

A cylindrical projector characterized by timeless design that seamlessly fits in any room. Luxcan R combines advanced LED sources with a variety of optics perfect to be used as an accent lighting in spaces that need a nice touch.



Lumbo

Balance and harmony. Spherical reflector designed for avoiding the visual disproportion. Combines Premium White LED sources with high colour rendering index. Thanks to the "Total Orientation System" it rotates through 355° or tilts by 90°.

* Consult availability date
N New product





Abertis, Madrid. Spain





Entrances and presentable areas

Corridors and stairways

Conference rooms

Open space and coworking area

Classic office rooms

Chill areas and meeting points

Complementary spaces

Outdoor lighting



Beryl New K

A perfect union between minimalism, elegance and simple shape, that fully integrates with the architectural space. The luminaire has the ability to adjust the optics in two planes (in the vertical axis by 359° and to the left and right 15°).



Beryl New O

Small, yet powerful. Luminaire perfectly aligned with a space's aesthetics, by becoming an integral part of the architecture, with high efficiency and minimum usage. Excellent heat dissipation and large luminous flux for its size.



Beryl Surface O

Efficient lighting to light up spaces where architecture and aesthetics are key elements. The effect it leaves on the environment and its visibility for our comfort are hardly noticeable, giving room for great visual ease for its users.



Beryl Surface K

Downlight surface-mounted luminaire unrivaled in combining quality and energy efficiency. The luminaire has the ability to adjust the optics in two planes (in the vertical axis by 359° and to the left and right 15°).



Agat Slim

Versatile lighting, designed to manage light and to create different lighting solutions that focus on getting a comfortable view indoors. Luminaire made from powder-coated steel sheet, perfect for creating long lines.



Patos O

Architectural lighting that embodies an irreproachable style and high-quality lighting parameters. With a circular design and soft light it subtly enhances the space and makes it more warm and welcoming.



Patos Line

Simple and elegant. Patos is designed for exceptional spaces that need individual modern character. Body made of aluminum profile with a prismatic diffuser with exceptionally good light transmission coefficient and light diffusion parameters.



Snake V

Versatile lighting with a surprising twist. Luminaire combines comfortable lighting with creative appearance. It's aluminium profile and special connectors allow to join and arrange the system freely.



Versatile

Small size customisable downlights that come in different lighting sources and combinable structures that adjust to each environment. Creates minimalist general lighting systems.



Montserrat Roig Library, Sant Feliu de Llobregat. Spain







Entrances and presentable areas

Corridors and stairways

Conference rooms

Open space and coworking area

Classic office rooms

Chill areas and meeting points


Complementary spaces

Outdoor lighting



Tuset* N

New in our product portfolio. Suspended luminaire with a slender aluminum body and anti-glare louvers. Thanks to the possibility of making it in various colors and equipping it with a DIM DALI power supply it will meet the requirements of many various projects.



X-Line Pro N

A new, versatile product from the X-Line family, with a maximally simplified structure, without mounting plates or LED plates, distinguished by aluminium louvers with efficient LED sources.



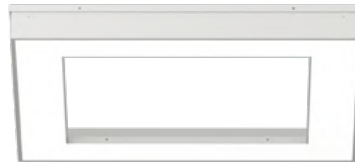
X-Line Slim

Minimalism, effectiveness, and versatility perfectly balanced. Modern linear luminaire with maximum control of luminance. It adjusts to architectural space and gives freedom for design by creating unique long lines of light.



Mosaic

Freedom to create by designing patterns on modular ceilings. The combination of elements: the simple one, the curve, +-shaped, L-shaped, and T-shaped element provides possibilities for unique arrangement, which can be altered anytime.



Mosaic Sq

A stylish companion with efficient LED sources. Luminaire, made of steel sheet, with a universal square shape creates the right lighting effect, combined with satisfying standards and guaranteeing the highest level of efficiency.



Europanel

Inconspicuous yet effective. Luminaire with highly efficient LED sources for a wide range of applications. A perfect tool for designers that easily blends with its architectural surroundings.



Domino

Indispensable, equipped with highly efficient LED light sources. It uses an antiglare louvre which reduces glare and directs light precisely, providing perfect light distribution and uniformity as well as welcoming general lighting.



Agat Pos

Discreetly integrates into any architectural space making it recommended choice for various office areas. With efficient LED sources it provides optimal lighting distribution in space for the perfect, extensive illumination.

* Consult availability date
N New product






Intrum Workspace, Málaga. Spain



Abertis, Madrid. Spain 47



Entrances and presentable areas

Corridors and stairways

Conference rooms


Open space and coworking area

Classic office rooms

Chill areas and meeting points

Complementary spaces

Outdoor lighting



Europanel

Inconspicuous yet effective. Luminaire with highly efficient LED sources for a wide range of applications. A perfect tool for designers that easily blends with its architectural surroundings.




Domino

Indispensable, equipped with highly efficient LED light sources. It uses an antiglare louvre which reduces glare and directs light precisely, providing perfect light distribution and uniformity as well as welcoming general lighting.



Agat Pos

Discreetly integrates into any architectural space making it recommended choice for various office areas. With efficient LED sources it provides optimal lighting distribution in space for the perfect, extensive illumination.



Agat Deco Smooth

Gentle and uniform with mellow light. Made of steel sheet luminaire integrates seamlessly with the overall interior architecture, bringing the depth of the space to life and providing a practical and lasting solutions.



Mosaic Sq

A stylish companion with efficient LED sources. Luminaire, made of steel sheet, with a universal square shape creates the right lighting effect, combined with satisfying standards and guaranteeing the highest level of efficiency.



Patos O


Architectural lighting that embodies an irreproachable style and high-quality lighting parameters. With a circular design and soft light it subtly enhances the space and makes it more warm and welcoming.



Snake V

Versatile lighting with a surprising twist. Luminaire combines comfortable lighting with creative appearance. It's aluminium profile and special connectors allow to join and arrange the system freely.





Domena.pl, Bydgoszcz. Poland



Domena.pl, Bydgoszcz. Poland 51



Entrances and presentable areas

Corridors and stairways

Conference rooms


Open space and coworking area

Classic office rooms

Chill areas and meeting points

Complementary spaces

Outdoor lighting



X-Line Slight N

New luminaire with a classic and elegant line. An aluminium profile with a minimised width up to 34 mm wide, and a diffuser recessed into the body and aesthetically flushed with the equipment.



Artshape Round

Architectural luminaire in round design that allows flexible use, enhances the feeling of a bigger space and gives it a modern and welcoming feeling. Available in Full And Edge versions.



Artshape X

Monotony left behind. A modernistic luminaire tackles the traditional geometry of vertical and horizontal surfaces and produces refreshing lighting effects. Available in Full and Edge versions.




Artshape Oval

With the low profile and elegant appearance the luminaire perfectly meets the challenges of various applications from homogeneous illumination of horizontal spaces to emphasizing highlights such as reception or a meeting point.



Artshape Line

A straightforward way to beautify architectural projects. A luminaire with a geometrical design that allows creating comfortable atmospheres offering harmony, symmetry, and connection among spaces.



Flying Surface

A visionary eye-catcher. An extraordinary proposal that arose from French designer **Jean Nouvel** and Troll's alliance. A light surface gives the feeling of floating around in space and provides highly even and balanced lighting.



Codewise, Krakow. Poland







Entrances and presentable areas

Corridors and stairways

Conference rooms

Open space and coworking area

Classic office rooms

Chill areas and meeting points

Complementary spaces

Outdoor lighting



Beryl New K

A perfect union between minimalism, elegance and simple shape, that fully integrates with the architectural space. The luminaire has the ability to adjust the optics in two planes (in the vertical axis by 359° and to the left and right 15°).



Beryl New O

Small, yet powerful. Luminaire perfectly aligned with a space's aesthetics, by becoming an integral part of the architecture, with high efficiency and minimum usage. Excellent heat dissipation and large luminous flux for its size.



Beryl Surface K

Downlight surface-mounted luminaire unrivaled in combining quality and energy efficiency. The luminaire has the ability to adjust the optics in two planes (in the vertical axis by 359° and to the left and right 15°).



Beryl Surface O

Efficient lighting to light up spaces where architecture and aesthetics are key elements. The effect it leaves on the environment and its visibility for our comfort are hardly noticeable, giving room for great visual ease for its users.



Versatile

Small size customisable downlights that come in different lighting sources and combinable structures that adjust to each environment. Creates minimalist general lighting systems.



Entrances and presentable areas

Corridors and stairways

Conference rooms

Open space and coworking area

Classic office rooms

Chill areas and meeting points

Complementary spaces

Outdoor lighting



Kubik Pole 4D

Simple geometric form and resistance in all conditions. Luminaire for mounting on a hard surface, equipped with the modern LED sources. Each model has an optical system for different applications.



Kubik Pole T

Geometric T-shaped luminaire. Equipped with highly efficient, energy-saving LED sources with asymmetrical lens, that provide uniform and functional lighting.



Kubik LED

Ideal for lighting selected outdoor spaces due to its elegant and simple design and its wide range of optical variants. Made in aluminium and powder paint to guarantee maximum resistance to weather conditions.



Tosca

Unobtrusive, elegant, and energy-saving. Designed for installation on a hardened surface, equipped with high-performance, energy-saving LED sources of the latest generation.



Filar

A minimalist design and simple form. Thanks to the combination of the base made of aluminium and the diffuser tube made of acrylic satin, the luminaire perfectly complements surroundings of architectural buildings.



Beryl Proof Wall

An eye-catching accent, cylindrical luminaire that is suitable for mounting on walls, equipped with LED sources with high luminous efficiency. Perfect for decorative or accent lighting of building facades.



Fasad

Highly effective luminaire resistant to weather conditions. It's best recommended for mounting on walls or top of solid substrates and is perfect accenting architectural objects.





Faculty of Pedagogy and Psychology of UMCS, Lublin. Poland



State Music School, Jastrzebie-Zdroj. Poland 61

Product overview

Entrance and presentable areas



Corridors and stairways



































Conference rooms




Open space and coworking area



					
Artshape Six	Artshape Sq	Artshape Three	Snake V	Flying Surface	
					
Luxcan Pro* 	Luxcan C	Luxcan Mini	Luxcan R	Lumbo	
					
Beryl New K	Beryl New O	Beryl Surface K	Beryl Surface O	Agat Slim	
					
Patos O	Patos Line	Snake V	Versatile		
					
Tuset* 	X-Line Slim				
					
X-Line Pro 	Mosaic				
					
X-Line Slim	Mosaic	Mosaic Sq			
					
Agat Pos	Europanel	Domino			

Classic office rooms



Chill areas and meeting points



Complementary spaces



Outdoor lighting





Europanel




Domino



Agat Pos



Agat Deco
Smooth



Mosaic Sq



Patos O



Snake V



X-Line Slight **N**



Artshape Round



Artshape X



Artshape Oval



Artshape Line



Flying Surface



Beryl New K



Beryl New O



Beryl Surface K



Beryl Surface O




Versatile



Kubik Pole 4D



Kubik Pole T




Kubik LED



Tosca



Filar



Beryl Proof Wall



Fasad





Abertis, Madrid. Spain



OLX, Berlin. Germany 67

Selection of luminaries

Technical information summary

More standard versions available at www.luxiona.com

Ask us for other variants different from those shown on our web in terms of light-gear-body.

Artshape

Name	Luminaire luminous flux [lm]	Efficiency [Lm / W]	Power of luminaire [W]	Colour temperature [K]	Dimensions [mm]
Artshape Round Small Edge	from 1492 to 11220	Consult us	from 25 to 76	3000	Ø650 x 85
Artshape Round Medium Edge			from 35 to 106	4000	Ø900 x 85
Artshape Round Large Edge			from 50 to 140	TW	Ø1200 x 85
Artshape X			31 & 62		726 x 1000 x 80

Beryl New

Name	Luminaire luminous flux [lm]	Efficiency [Lm / W]	Power of luminaire [W]	Colour temperature [K]	Dimensions [mm]
Beryl New LED O-1	from 852 to 4982	Up to 129,6	9,8 & 12,8	3000	Ø100 x 75
Beryl New LED O-2			from 16 to 25,5	4000	Ø165 x 100
Beryl New LED O-3			from 18,4 to 39,3	TW	Ø195 x 110

Snake

Name	Luminaire luminous flux [lm]	Efficiency [Lm / W]	Power of luminaire [W]	Colour temperature [K]	Dimensions [mm]
Snake V	from 1683 to 6877	Up to 140,1	from 14,4 to 49,1	3000	590/590 x 63 x 74
				4000	1150/1150 x 63 x 74

Mosaic

Name	Luminaire luminous flux [lm]	Efficiency [Lm / W]	Power of luminaire [W]	Colour temperature [K]	Dimensions [mm]
Mosaic LED Part1	from 615 to 5093	Consult us	10 & 13	3000 4000	596 x 95 x 60
Mosaic LED Part2			8 & 14		564 x 157 x 61
Mosaic + LED			19 & 24,7		597 x 597 x 68
Mosaic L LED			10 & 12,6		345 x 345 x 68
Mosaic T LED			11,1 & 19,2		597 x 345 x 68
Mosaic Sq LED			28,2 & 49,1		596 x 596 x 51

X-Line

Name	Luminaire luminous flux [lm]	Efficiency [Lm / W]	Power of luminaire [W]	Colour temperature [K]	Dimensions [mm]
X-Line Slim L-Down LED	from 1679 to 7427	Up to 156,7	from 14,4 to 50,4	3000	596 x 596 x 51
				4000	1138 x 48 x 70
				TW	1425 x 48 x 70
					1698 x 48 x 70
					2258 x 48 x 70

Domino

Name	Luminaire luminous flux [lm]	Efficiency [Lm / W]	Power of luminaire [W]	Colour temperature [K]	Dimensions [mm]
Domino LOW UGR LED	from 542 to 7423	Up to 146,8	from 12,7 to 50,6	3000 4000	596 x 296 x 23 596 x 75 x 50 1196 x 296 x 23 596 x 596 x 23 1196 x 75 x 50
Domino LOW UGR LED Recessed			from 5,6 to 13		150 x 150 x 43 250 x 250 x 43

Agat

Name	Luminaire luminous flux [lm]	Efficiency [Lm / W]	Power of luminaire [W]	Colour temperature [K]	Dimensions [mm]
Agat Pos LED	from 2082 to 7528	Up to 160,4	from 14,4 to 49,1	3000 4000	596 x 596 x 55 1196 x 296 x 55
Agat LED Deco Smooth			33,2 & 42,2	TW	595 x 595 x 120

Versatile

Name	Luminaire luminous flux [lm]	Efficiency [Lm / W]	Power of luminaire [W]	Colour temperature [K]	Dimensions [mm]
Versatile 36°	from 834 to 1719	Consult us	9	3000 4000	H=61,2
			13		H=76,51
			18		H=85,5

Lumbo

Name	Luminaire luminous flux [lm]	Efficiency [Lm / W]	Power of luminaire [W]	Colour temperature [K]	Dimensions [mm]
Lumbo	from 1557 to 3248	Up to 127	from 12,8 to 26,4	4000	Ø120 x 148

Luxcan

Name	Luminaire luminous flux [lm]	Efficiency [Lm / W]	Power of luminaire [W]	Colour temperature [K]	Dimensions [mm]
Luxcan C 15° CRI>80	from 1430 to 3602	Up to 140,9	12,8 18,8 26,4	3000 4000	Ø85 x 205
Luxcan C 15° CRI>90					
Luxcan C 40° CRI>80					
Luxcan C 40° CRI>90					
Luxcan C 60° CRI>80					
Luxcan C 60° CRI>90					
Luxcan R 13°	from 1611 to 4241	Up to 129,2	from 12,8 to 33,1	4000	Ø108 x 210
Luxcan R 36°					
Luxcan R 60°					

Patos

Name	Luminaire luminous flux [lm]	Efficiency [Lm / W]	Power of luminaire [W]	Colour temperature [K]	Dimensions [mm]
Patos-Line	from 899 to 14196	Up to 129,3	from 9 to 35,3	3000 4000 TW	566 x 77 x 81 1126 x 77 x 81 1406 x 77 x 81 1686 x 77 x 81
Patos O30			from 13 to 169		Ø324 x 150
Patos O45					Ø472 x 150
Patos O65					Ø672 x 150
Patos O80 LED					Ø822 x 164
Patos O100 LED					Ø1022 x 164
Patos O120 LED					Ø1222 x 164

Filar

Name	Luminaire luminous flux [lm]	Efficiency [Lm / W]	Power of luminaire [W]	Colour temperature [K]	Dimensions [mm]
Filar LED	from 2933 to 5867	Consult us	63 & 125	4000	300 x 300 x 2545 300 x 300 x 3045

Kubik

Name	Luminaire luminous flux [lm]	Efficiency [Lm / W]	Power of luminaire [W]	Colour temperature [K]	Dimensions [mm]
Kubik Pole 4D	from 2411 to 5037	Up to 140,3	18,4 25,4 39,3	4000	220 x 220 x 1100 220 x 220 x 3000
Kubik Pole T	from 9400 to 28200	Up to 140,3	from 75 to 225	5700	1700 x 260 x 3000 1700 x 260 x 4000 1700 x 260 x 5000
Kubik LED 1x1,7w 24°	from 103 to 1062	Up to 140,3	3	3000 4000 6500	100 x 100 x 94
Kubik LED 1x1,7w 5°-21°			3		100 x 100 x 94
Kubik LED 1x2,4w 24°			4		100 x 100 x 94
Kubik LED 1x2,4w 5°-21°			4		100 x 100 x 94
Kubik LED 1x7,2w 24°			9		150 x 150 x 135
Kubik LED 1x7,2w 5°-21°			9		150 x 150 x 135
Kubik LED 2x1,7w 24°			5		100 x 100 x 94
Kubik LED 2x1,7w 5°-21°			5		100 x 100 x 94
Kubik LED 2x2,4w 24°			7		100 x 100 x 94
Kubik LED 2x2,4w 5°-21°			7		100 x 100 x 94
Kubik LED 2x7,2w 5°-21°			18		150 x 150 x 135
Kubik LED 3x1,7w 24°			7		100 x 100 x 94
Kubik LED 3x1,7w 5°-21°			7		100 x 100 x 94
Kubik LED 3x2,4w 24°			9		100 x 100 x 94
Kubik LED 3x2,4w 5°-21°			9		100 x 100 x 94
Kubik LED 4x1,7w 24°			10		100 x 100 x 94
Kubik LED 4x1,7w 5°-21°			10		100 x 100 x 94

Beryl Proof Wall

Name	Luminaire luminous flux [lm]	Efficiency [Lm / W]	Power of luminaire [W]	Colour temperature [K]	Dimensions [mm]
Beryl Proof Wall LED Up&Down Narrow	from 1110 to 3959	Up to 168,9	from 8,9 to 25,2	3000 4000	210 x 120 x 370
Beryl Proof Wall LED Up&Down Medium					
Beryl Proof Wall LED Up&Down Wide					
Beryl Proof Wall LED Up Or Down Narrow					
Beryl Proof Wall LED Up Or Down Medium					
Beryl Proof Wall LED Up Or Down Wide					

Fasad Wall

Name	Luminaire luminous flux [lm]	Efficiency [Lm / W]	Power of luminaire [W]	Colour temperature [K]	Dimensions [mm]
Fasad Wall LED Flood	from 572 to 4285	Up to 173,5	from 4 to 24,7	3000	364 x 62 x 114
Fasad Wall LED Medium				4000	619 x 62 x 114
Fasad Wall LED Narrow					1180 x 62 x 114

Tosca

Name	Luminaire luminous flux [lm]	Efficiency [Lm / W]	Power of luminaire [W]	Colour temperature [K]	Dimensions [mm]
Tosca LED 300	from 1258 to 1339	Consult us	15	3000 4000	Ø210 x 300
Tosca LED 600					Ø210 x 600
Tosca LED 900					Ø210 x 900

LUXIONA worldwide



Commercial offices:

Spain, Poland, France, Italy, Germany

Logistic center:

Spain, China

Production:

Poland / Spain (emergency)

LUXIONA

LUXIONA Headquarters

C/ Tuset, 20
08006, Barcelona
Spain
+34 938 466 909
info@luxiona.com

Spain

C/ Tuset, 20
08006, Barcelona
Spain
+34 938 466 909
info@luxiona.com

Export

Export Department
+48 505 695 638
customer.care@luxiona.com

Poland

ul. Sochaczewska 110
Macierzysz
05-850 Ozarów Mazowiecki
Poland
+48 022 721 72 72
info.poland@luxiona.com

Germany

Westhafenstraße 1
13353 Berlin,
Germany
+49 3040 535 600
info@luxiona.de

France

7 Rue Colonel Chambonnet
69500 Bron
France
+33 472 146 666
info.france@luxiona.com

Italy

Via Luigi Cadamosto 4
26900 Lodi (LO)
Italy
+39 0 298 274 010
info.italy@luxiona.com

Marketing

marketing@luxiona.com

Purchasing

globalpurchasing@luxiona.com

luxiona.com

support@luxiona.com

[Linkedin.com/company/luxiona](https://www.linkedin.com/company/luxiona)
 [Facebook.com/luxionagroup](https://www.facebook.com/luxionagroup)
 [Instagram.com/luxionagroup](https://www.instagram.com/luxionagroup)
 [YouTube: Luxiona Group](https://www.youtube.com/LuxionaGroup)



←A/B
ENTRANCES